

# Linking Khan Academy and College Board Student Accounts

---

# Why link Khan Academy and College Board Accounts?

---

- ▶ Linking your accounts will further personalize your practice: the practice recommendations on Khan Academy will be based on your PSAT/NMSQT results
- ▶ All future scores from the SAT, PSAT/NMSQT, PSAT 10 and PSAT 8/9 will also be sent to help customize your practice and recommendations on Khan Academy.
- ▶ You will be able to jump right into practice without having to take any additional diagnostic quizzes or practice tests to get personalized recommendations.

*Please note that you can terminate your account linking at any time.*

# Steps to link your College Board and Khan Academy Accounts

## Step 1

Log in to or create your Khan Academy account at [satpractice.org](https://satpractice.org)

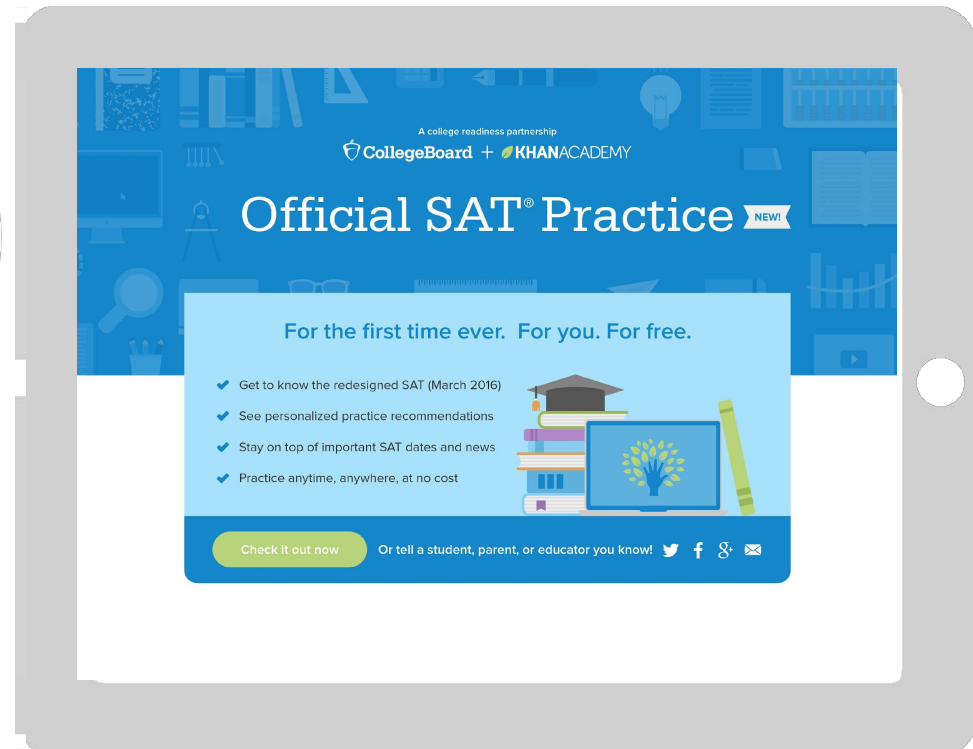
## Step 2

When prompted, agree to link your Khan Academy and College Board accounts

## Step 3

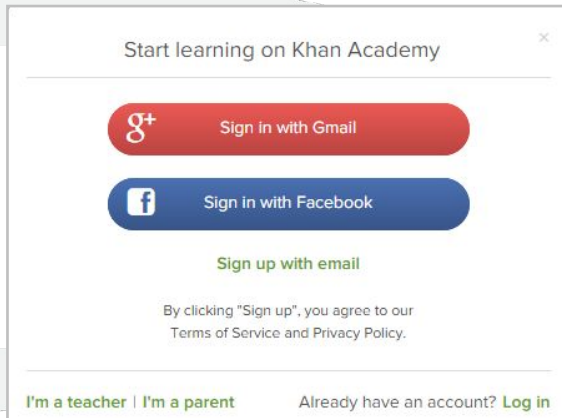
Sign in or create your College Board Account and hit "Send" to send your scores

**Sign up. Link up.  
Get practicing.**



# Step 1:

## Create a Khan Academy Account



Start learning on Khan Academy

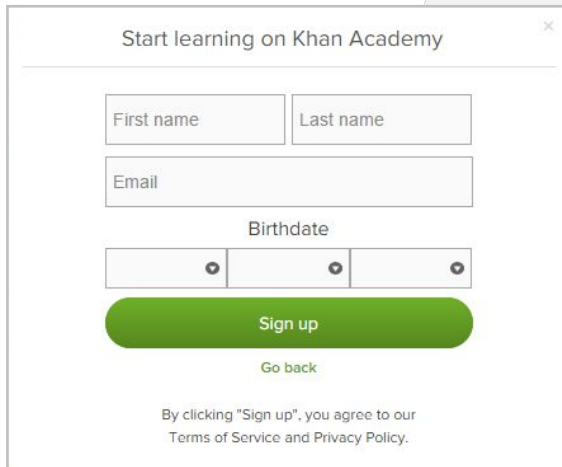
Sign in with Gmail

Sign in with Facebook

Sign up with email

By clicking "Sign up", you agree to our Terms of Service and Privacy Policy.

I'm a teacher | I'm a parent    Already have an account? [Log in](#)



Start learning on Khan Academy

First name    Last name

Email

Birthdate

Sign up

[Go back](#)

By clicking "Sign up", you agree to our Terms of Service and Privacy Policy.

- ▶ Log in to or create your Khan Academy account
  - ▶ Go to [satpractice.org](https://satpractice.org)
  - ▶ Click green button labeled "Check it out now"
  - ▶ Sign in with Gmail, Facebook, or click "Sign up with email"
    - ▶ If you click Sign in with Gmail or Facebook, enter in your username and password for either these accounts and you are signed in
    - ▶ If you click "Sign up with email" Enter in First Name/Last name/Email/Birthdate and click "Sign Up"
      - ▶ An email will be sent to your account to verify; sign in to your email
      - ▶ Open email from Khan Academy accounts and click on the "Finish Signing Up" button
      - ▶ A welcome screen will appear where you will enter username and password and click "Sign Up"

# Begin to link your Khan Academy Account to College Board

- ▶ You have logged into Khan Academy for the first time and will be asked if you would like to send PSAT results
- ▶ If you already have a Khan Academy account, a prompt will appear asking if you want to send your PSAT results to Khan Academy
- ▶ After choosing that option, you will be directed to [collegeboard.org](https://collegeboard.org)

Welcome to Official SAT® Practice KHANACADEMY [Exit SAT practice](#)

We'd love to start by practicing what you missed on the PSAT.

To make this happen, we'll have you sign in to [CollegeBoard.org](https://CollegeBoard.org) and send your PSAT results to Khan Academy. Doing this will enable you to skip our diagnostic quizzes. We will also receive updates about the date of your upcoming SAT.

If you haven't taken the PSAT yet, no worries, let's take your first diagnostic quiz.

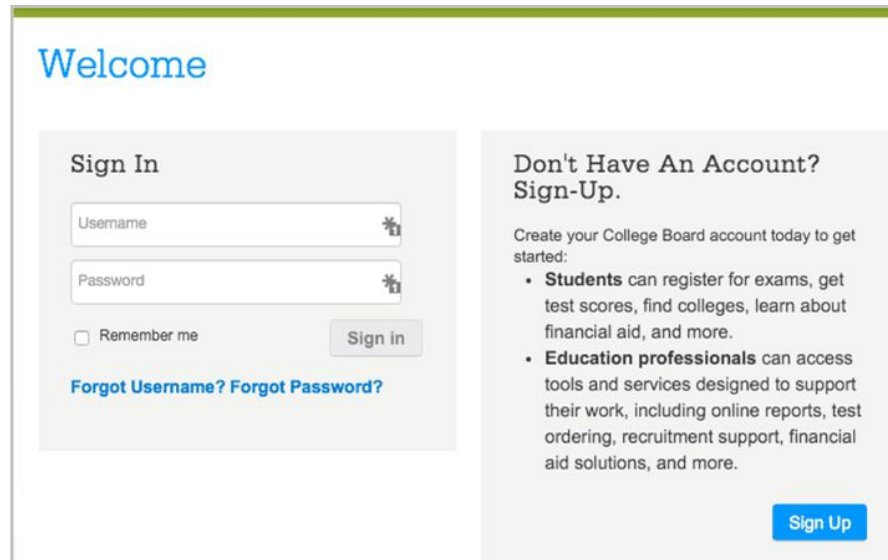
- A** Sign in to [CollegeBoard.org](https://CollegeBoard.org) and send your PSAT results to Khan Academy
- B Take your first diagnostic quiz

Do 3 questions ✔✔ 3 [Sign in to CollegeBoard.org](https://CollegeBoard.org)

# Step 3:

## Create a College Board Account

- ▶ Sign in to your College Board account; if you do not have a College Board account, click 'Sign Up' to create one.
- ▶ The steps for creating a College Board account are:
  - ▶ Click on the “Sign up” blue box
  - ▶ Fill in the fields to create your student account ensuring all information is correct
  - ▶ Click “Next” at the bottom when all fields are completed
  - ▶ You are now Signed In



The screenshot shows the College Board login and sign-up interface. On the left, under the heading "Welcome", there is a "Sign In" section with input fields for "Username" and "Password", a "Remember me" checkbox, and a "Sign in" button. Below these fields are links for "Forgot Username?" and "Forgot Password?". On the right, under the heading "Don't Have An Account? Sign-Up.", there is a paragraph of text and a list of bullet points describing the benefits for students and education professionals. A blue "Sign Up" button is located at the bottom right of this section.

*Please note that students under 13 cannot create a College Board Account.*

# Step 3:

## And Hit Send to Link Accounts

- ▶ After successfully logging in to your College Board account, you will be asked for permission to link your accounts.
- ▶ After clicking “Send” you will be redirected to SAT practice on the Khan Academy site.
- ▶ You can remove the link at any time, by clicking on “Revoke” which is found in College Board account settings.

Request for Approval

Khan Academy is requesting permission for the following:

Press “Send” below to give College Board permission to send your test results to Khan Academy so that Khan Academy can personalize your practice recommendations based on how you did. And once you’re registered for the SAT, College Board will also send Khan Academy your upcoming test date so they can update your practice schedule. You can remove permission at any time.

Logged in as SOA1693

CollegeBoard Don't Send **Send**

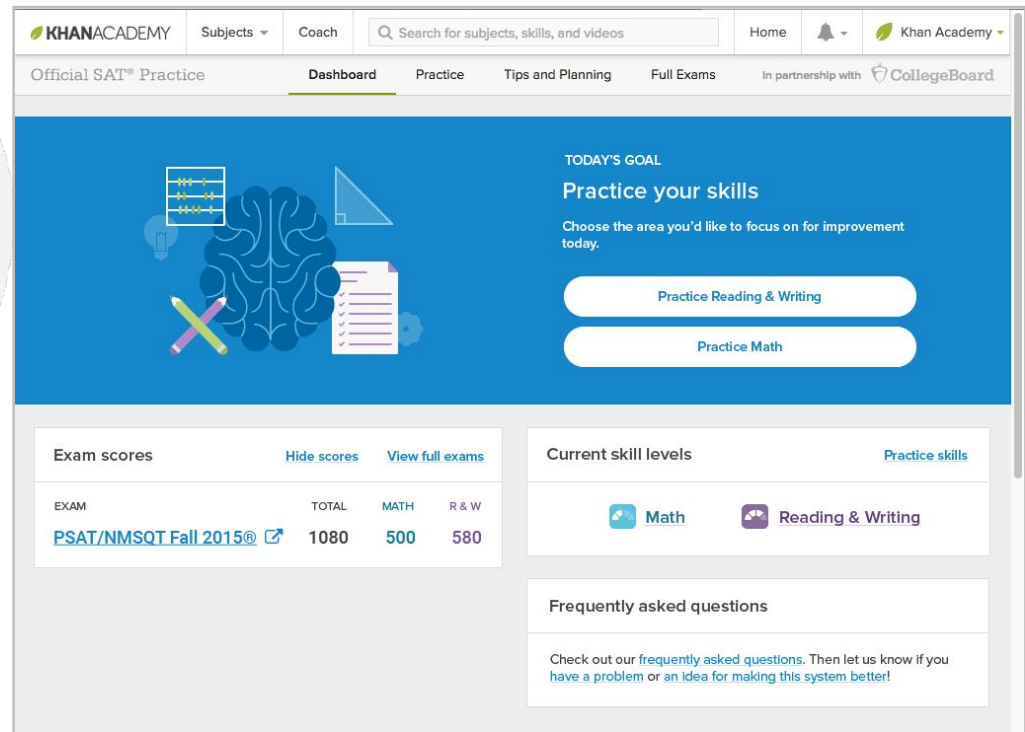
Revoke Permission ×

Are you sure that you want to stop sharing item-level data about your performance and dates of SAT tests for which you are registered with Khan Academy?

Cancel **Revoke**

# Now Start Practicing on Khan Academy with Personalized Recommendations

- ▶ You can start your practice in either Math or Evidence Based Reading & Writing.
- ▶ The recommendations are based on how you did on the PSAT/NMSQT or PSAT 8/9.
- ▶ Keep practicing – with each additional problem and activity the personalization gets stronger and gets you closer to your goal score on the SAT, PSAT/NMSQT, PSAT 10, or PSAT 8/9.



The screenshot shows the Khan Academy dashboard for SAT practice. The top navigation bar includes the Khan Academy logo, a search bar, and links for Subjects, Coach, Home, and Khan Academy. Below the navigation bar, the page is titled "Official SAT® Practice" and "Dashboard". The main content area features a blue header with the text "TODAY'S GOAL Practice your skills" and two buttons: "Practice Reading & Writing" and "Practice Math". Below this, there is a section for "Exam scores" with a table showing results for the PSAT/NMSQT Fall 2015 exam. To the right, there is a section for "Current skill levels" showing progress for Math and Reading & Writing. At the bottom, there is a section for "Frequently asked questions".

Exam	TOTAL	MATH	R & W
<a href="#">PSAT/NMSQT Fall 2015@</a>	1080	500	580